

The 2022
**Leopard Law
Firm Index
Top 20**



The Legal Industry's Most Inclusive and Up-to-Date Law Firm Rating System

Leopard Law Firm Index is a dynamic rating system that objectively ranks law firms for profitability, viability, growth, and potential opportunity. Updated twice weekly using hard data instead of self-reported survey material, the Index focuses on the overall health of a law firm – in real-time.

These are the firms achieved the overall top 20 ranking in 2022:

- | | | | |
|----|-------------------------------------|----|--|
| 1 | Kirkland & Ellis LLP | 11 | Cooley LLP |
| 2 | Greenberg Traurig LLP | 12 | Gibson, Dunn & Crutcher LLP |
| 3 | Latham & Watkins LLP | 13 | Wilson Sonsini Goodrich & Rosati |
| 4 | Morgan, Lewis & Bockius LLP | 14 | Debevoise & Plimpton LLP |
| 5 | Goodwin | 15 | Fried, Frank, Harris, Shriver & Jacobson LLP |
| 6 | Holland & Knight LLP | 16 | Dentons |
| 7 | Ropes & Gray LLP | 17 | Willkie Farr & Gallagher LLP |
| 8 | Lewis Brisbois Bisgaard & Smith LLP | 18 | K & L Gates |
| 9 | DLA Piper | 19 | Sheppard, Mullin, Richter & Hampton LLP |
| 10 | Sidley Austin LLP | 20 | Dechert LLP |

The 2022
**Leopard Law
Firm Index
Top 200**



Dynamic Key Indicators for More Accurate Growth and Stability Metrics

The Leopard Law Firm Index provides ranking metrics that accurately reflect a firm's strengths and weaknesses. The Index is based on key weighted indicators of law firm sustainability and eliminates the bias for relative law firm size.

These factors include:

- **Growth or decline in attorney headcount**
- **Average attorney tenure**
- **Increases or decreases in revenue per lawyer (RPL) over a five-year period**
- **Relative success in lateral recruiting and general retention (partner and associates)**
- **Relative success recruiting and retaining entry-level attorneys**
- **Promotions to partner**
- **Ethnic diversity within the firm**

Leopard Solutions clients with access to the Leopard Law Firm Index, as part of their subscription to Leopard BI, can look behind the numbers and see what is driving each firm's score.

Scores change as the firm changes, and knowing what drives that change can be important when choosing a firm for representation or making a career decision. Learn more about the Leopard Law Firm Index at LeopardSolutions.com.


Rank	Firm	Score	Rank	Firm	Score
1	Kirkland & Ellis LLP	500	51	BakerHostetler	407
2	Greenberg Traurig LLP	459	52	Seyfarth Shaw LLP	407
3	Latham & Watkins LLP	458	53	White & Case	407
4	Morgan, Lewis & Bockius LLP	456	54	Winston & Strawn LLP	407
5	Goodwin	450	55	Fenwick & West	407
6	Holland & Knight LLP	448	56	Fox Rothschild LLP	405
7	Ropes & Gray LLP	448	57	Blank Rome LLP	405
8	Lewis Brisbois Bisgaard & Smith LLP	446	58	Wilson, Elser, Moskowitz, Edelman & Dicker	403
9	DLA Piper	444	59	Dinsmore & Shohl LLP	403
10	Sidley Austin LLP	444	60	Taft Stettinius & Hollister LLP	401
11	Cooley LLP	443	61	Cozen O Connor	400
12	Gibson, Dunn & Crutcher LLP	439	62	Bradley Arant Boult Cummings LLP	400
13	Wilson Sonsini Goodrich & Rosati	428	63	Gunderson Dettmer Stough Villeneuve Franklin & Hachigian LLP	400
14	Debevoise & Plimpton LLP	428	64	McGuireWoods LLP	399
15	Fried, Frank, Harris, Shriver & Jacobson LLP	427	65	O Melveny & Myers LLP	399
16	Dentons	424	66	Fisher & Phillips LLP	398
17	Willkie Farr & Gallagher LLP	424	67	Weil Gotshal & Manges LLP	397
18	K & L Gates	423	68	Troutman Pepper Hamilton Sanders LLP	396
19	Sheppard, Mullin, Richter & Hampton LLP	423	69	Crowell & Moring LLP	396
20	Dechert LLP	422	70	Foley Hoag LLP	396
21	Orrick, Herrington & Sutcliffe LLP	422	71	King & Spalding LLP	395
22	Paul Hastings LLP	422	72	Freshfields Bruckhaus Deringer	395
23	McDermott Will & Emery LLP	421	73	Nixon Peabody LLP	393
24	WilmerHale	420	74	Kilpatrick Townsend & Stockton LLP	390
25	Morrison & Foerster LLP	420	75	Haynes and Boone, LLP	390
26	Polsinelli PC	419	76	Kutak Rock LLP	390
27	Ogletree Deakins Nash Smoak & Stewart PC	419	77	Dorsey & Whitney LLP	390
28	Katten Muchin Rosenman LLP	418	78	Cole Scott & Kissane	390
29	Mayer Brown LLP	417	79	Jackson Walker LLP	390
30	Foley & Lardner LLP	417	80	Lowenstein Sandler	390
31	Norton Rose Fulbright	417	81	Allen & Overy LLP	390
32	Quinn Emanuel Urquhart & Sullivan, LLP	416	82	Wachtell, Lipton, Rosen & Katz	390
33	Jackson Lewis PC	415	83	Akin, Gump, Strauss, Hauer & Feld, LLP	388
34	Simpson Thacher & Bartlett LLP	415	84	Ballard Spahr LLP	388
35	ArentFox Schiff LLP	414	85	Kramer Levin Naftalis & Frankel LLP	388
36	Squire Patton Boggs	414	86	Reed Smith LLP	386
37	Nelson Mullins Riley & Scarborough	413	87	Covington & Burling	386
38	Alston & Bird LLP	413	88	Venable LLP	385
39	Barnes & Thornburg LLP	413	89	Shook, Hardy & Bacon LLP	385
40	Perkins Coie	412	90	Snell & Wilmer LLP	385
41	Skadden, Arps, Slate, Meagher & Flom LLP and Affiliates	412	91	Loeb & Loeb LLP	385
42	Davis Wright Tremaine LLP	412	92	Dykema Gossett PLLC	385
43	Akerman LLP	411	93	Pillsbury Winthrop Shaw Pittman LLP	384
44	Fragomen	411	94	Goulston & Storrs	384
45	Littler Mendelson PC	410	95	Quarles & Brady LLP	383
46	Gordon Rees Scully Mansukhani LLP	410	96	Schulte Roth & Zabel LLP	383
47	Husch Blackwell LLP	410	97	Jenner & Block LLP	382
48	Arnold & Porter Kaye Scholer LLP	409	98	Thompson Coburn LLP	382
49	Mintz, Levin, Cohn, Ferris, Glovsky and Popeo P.C.	409	99	Buchalter PC	382
50	Duane Morris LLP	408	100	Frost Brown Todd	381

Rank	Firm	Score	Rank	Firm	Score
101	Wood, Smith, Henning & Berman LLP	381	151	Milbank LLP	367
102	Epstein Becker & Green PC	381	152	Maynard Cooper & Gale PC	367
103	Atkinson, Andelson, Loya, Ruud & Romo	381	153	Parker Poe Adams & Bernstein LLP	367
104	Davis Polk & Wardwell	380	154	Knobbe Martens Olson & Bear, LLP	367
105	Winstead PC	380	155	Baker Donelson Bearman Caldwell & Berkowitz PC	366
106	Choate Hall & Stewart LLP	380	156	Buchanan Ingersoll & Rooney PC	366
107	Hanson Bridgett LLP	380	157	Ice Miller	366
108	Clark Hill PLC	379	158	Freeman Mathis & Gary LLP	366
109	Spencer Fane LLP	379	159	Greenspoon Marder	366
110	Williams & Connolly LLP	379	160	Pryor Cashman LLP	366
111	Thompson Hine LLP	379	161	Bremer Whyte Brown & O Meara LLP	366
112	Hall Booth Smith PC	379	162	Hughes Hubbard & Reed LLP	366
113	Vedder Price	379	163	Cleary, Gottlieb, Steen & Hamilton	365
114	Cadwalader, Wickersham & Taft LLP	378	164	Saul Ewing Arnstein & Lehr LLP	365
115	Berry Appleman & Leiden LLP	378	165	Arnall Golden Gregory LLP	365
116	Goldberg Segalla LLP	377	166	Munsch Hardt, Kopf & Harr PC	365
117	Fish & Richardson	377	167	Womble Bond Dickinson	364
118	Armstrong Teasdale	377	168	Robbins Geller Rudman & Dowd LLP	364
119	Kelley Kronenberg	377	169	Jones Day	363
120	Holland & Hart	376	170	Butler Snow LLP	363
121	Dickinson Wright PLLC	376	171	Bond Schoeneck & King PLLC	363
122	Honigman LLP Attorneys & Counselors	376	172	Shutts & Bowen	363
123	Michael Best & Friedrich LLP	376	173	The Chartwell Law Offices, LLP	363
124	Benesch Friedlander Coplan & Aronoff LLP	376	174	Stearns Weaver Miller Weissler Alhadeff & Sitterson PA	363
125	Proskauer Rose LLP	375	175	Clifford Chance	362
126	Baker McKenzie	375	176	Steptoe & Johnson, PLLC	362
127	Hinshaw & Culbertson LLP	375	177	Kaufman Dolowich & Voluck LLP	362
128	Phelps Dunbar LLP	375	178	Brown Rudnick LLP	362
129	Steptoe & Johnson LLP	375	179	Cole Schotz	362
130	Chapman and Cutler LLP	375	180	Kennedys Law LLP	362
131	Allen Matkins Leck Gamble Mallory & Natsis LLP	375	181	Vorys, Sater, Seymour and Pease, LLP	361
132	Brownstein Hyatt Farber Schreck	374	182	Cahill Gordon & Reindel LLP	361
133	Day Pitney LLP	373	183	Williams, Mullen	361
134	Robinson & Cole	373	184	Archer	361
135	Wiley Rein LLP	373	185	Sterne Kessler Goldstein Fox	361
136	Morris Manning & Martin LLP	373	186	Kelley Drye & Warren LLP	360
137	Procopio, Cory, Hargreaves & Savitch LLP	373	187	Offit Kurman	360
138	Bass Berry & Sims	372	188	Constangy Brooks Smith & Prophete LLP	360
139	Lewis Roca Rothgerber Christie LLP	372	189	O Hagan Meyer Plc	360
140	Thompson, Coe, Cousins & Irons, LLP	372	190	Eversheds Sutherland LLP	358
141	Burr & Forman	371	191	Stites & Harbison PLLC	358
142	Gunster	371	192	Bodman PLC	358
143	Hunton Andrews Kurth	369	193	Resnick & Louis	358
144	Moore & Van Allen PLLC	369	194	Adams and Reese LLP	357
145	Shumaker Loop and Kendrick LLP	369	195	Chiesa Shahinian & Giantomasi PC	357
146	Smith Gambrell & Russell LLP	369	196	Rimon PC	357
147	Fredrikson & Byron PA	368	197	Clyde & Co	356
148	Kubicki Draper	368	198	Fennemore Craig PC	356
149	Withers Worldwide	368	199	Kasowitz Benson Torres LLP	356
150	Susman Godfrey L.L.P.	368	200	Hodgson Russ LLP	356

Our Methodology


The Leopard Law Firm Index is based on key weighted indicators of law firm sustainability and eliminates the bias for relative law firm size.

These factors include:




Promos

- Promotions to partner



**RPL Scored
ROI Laterals
Insider Score
ROI Entry Levels**

- Growth/decline in revenue per lawyer (RPL) over a 5-year period, indicating increases or declines in how clients value the lawyers at a firm
- relative success in lateral recruiting an retention (partner and association)



**Tenture
Growth Decline
Ethnic Diversity**

- Average lawyer tenure at a firm which speaks to relative stability at firms
- Growth or decline in lawyer headcount

The Leopard Law Firm Index was created to provide a unique insight into each firm in our database. Our ranking metrics were formulated to provide a true picture of firm stability by using data that is not 'gameable' by the players in the industry. Firms looking at strategies to improve their index score will vary by individual firms and are based on each firm's history, capabilities, and aspirations. This is an ever-changing metric as firms change throughout the year.

We see firms each year that go under but are still ranked among the top firms in the country. Financials do not tell the entire story about firm health. We have compiled the data points that more accurately reflect a firm's strengths and

weaknesses. Having better insight is essential in planning, forecasting, and ensuring success. Better underlying data can provide a better understanding and a more accurate outlook for each firm.

Leopard Solutions clients with access to the Leopard Law Firm Index, as part of their subscription to Leopard BI, can look behind the numbers and see what is driving each firm's score. They can also benchmark their own firm against their competitors. Our ranking system is applied to all firms in our database to give a more in-depth view of the legal marketplace. Scores change as the firm changes, and knowing what is driving that change can be important when choosing a firm for representation or making a career decision.